


# Instructions following Nail Surgery

using AMERIGEL®  
WOUND DRESSING



## GENERAL INFORMATION:

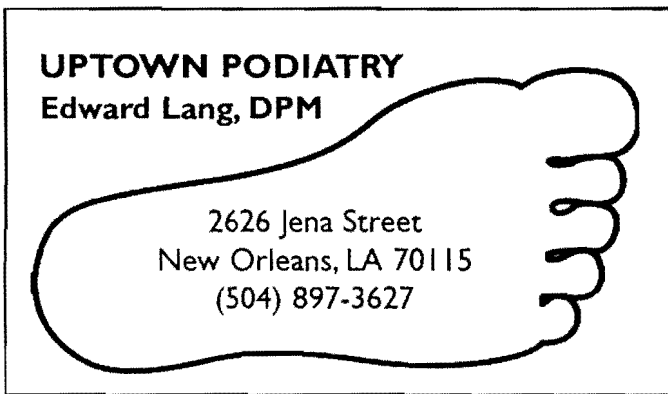
Stay off your feet as much as possible today. You may wear any shoe, sandal or open toe footwear that does not squeeze, constrict or put pressure on your toe(s). Your toe(s) may remain numb for up to 6-10 hours after the procedure. Please contact our office if you have any questions or concerns.

**Bleeding:** Slight bleeding, discoloration and drainage are normal.

**Discomfort:** You can elevate your foot to help alleviate minor swelling, bleeding and discomfort. You may also take Aspirin, Tylenol or other over-the-counter pain relievers as directed on the package. If pain or discomfort is not controlled adequately, then contact our office.

**Removing the surgical bandage:** Starting the day after surgery, carefully remove the dressing and shower or bathe as normal. If the gauze or bandage sticks to the area, dampen it with water or shower/bathe with the bandage in place. This will make it easier to remove with minimal or no discomfort.

DRESSING SHOULD BE CHANGED ONCE DAILY FOLLOWING BATHING.



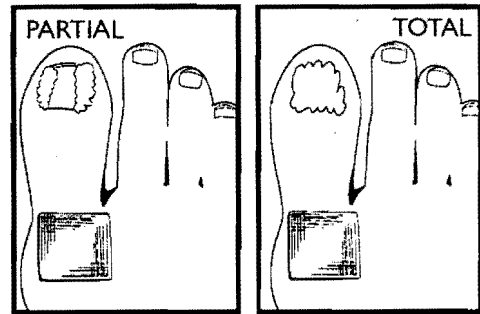
Your next follow-up visit is scheduled on:

Date: \_\_\_\_\_

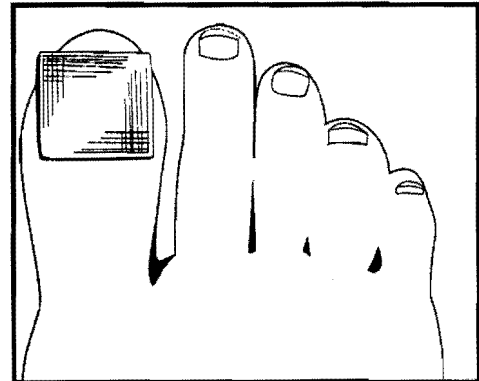
Time: \_\_\_\_\_ AM/PM

## CHANGING THE DRESSING:

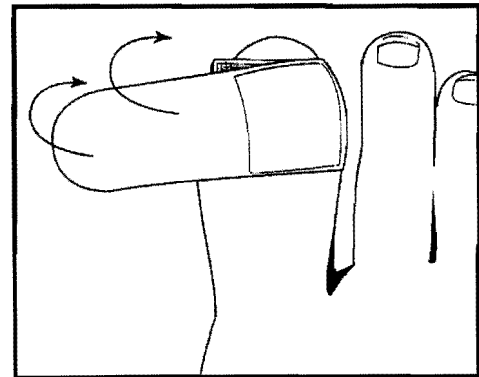
**Step 1:** After showering or bathing, blot the surgical site (nail bed) dry and apply a liberal amount of AmeriGel Wound Dressing. **Stinging may occur and is normal.**



**Step 2:** Cut a suitable size piece of gauze to fit directly over the entire surgical area.



**Step 3:** Secure gauze in place with a band-aid. **IMPORTANT:** The band-aid should be applied around the toe resembling a ring. **When dressing a toe, apply band-aid loosely.**



Revised 6/2004